

Area Schedule (SF)

1st Floor	1731
Grand Total:	1879

Floor Plan - Main Floor

301 King St E, Kitchener, ON, CA

Do not scale drawings. Contractors must check and verify all dimensions. All room dimensions and floor areas must be considered approximate and are subject to independent verification. All documents remain the property of Planitar Inc. Unauthorized use, modifications, and/or reproduction of these documents is prohibited without written permission. The material contained herein reflects Planitar Inc.'s best judgement in light of the information available at the time of preparation. Any use which a third party makes of the document, or any reliance on or decisions to be made based on them are the responsibility of such third parties. Planitar Inc. accepts no responsibility for damages, if any, suffered by any third party as a result of decisions made or actions based on the documents.



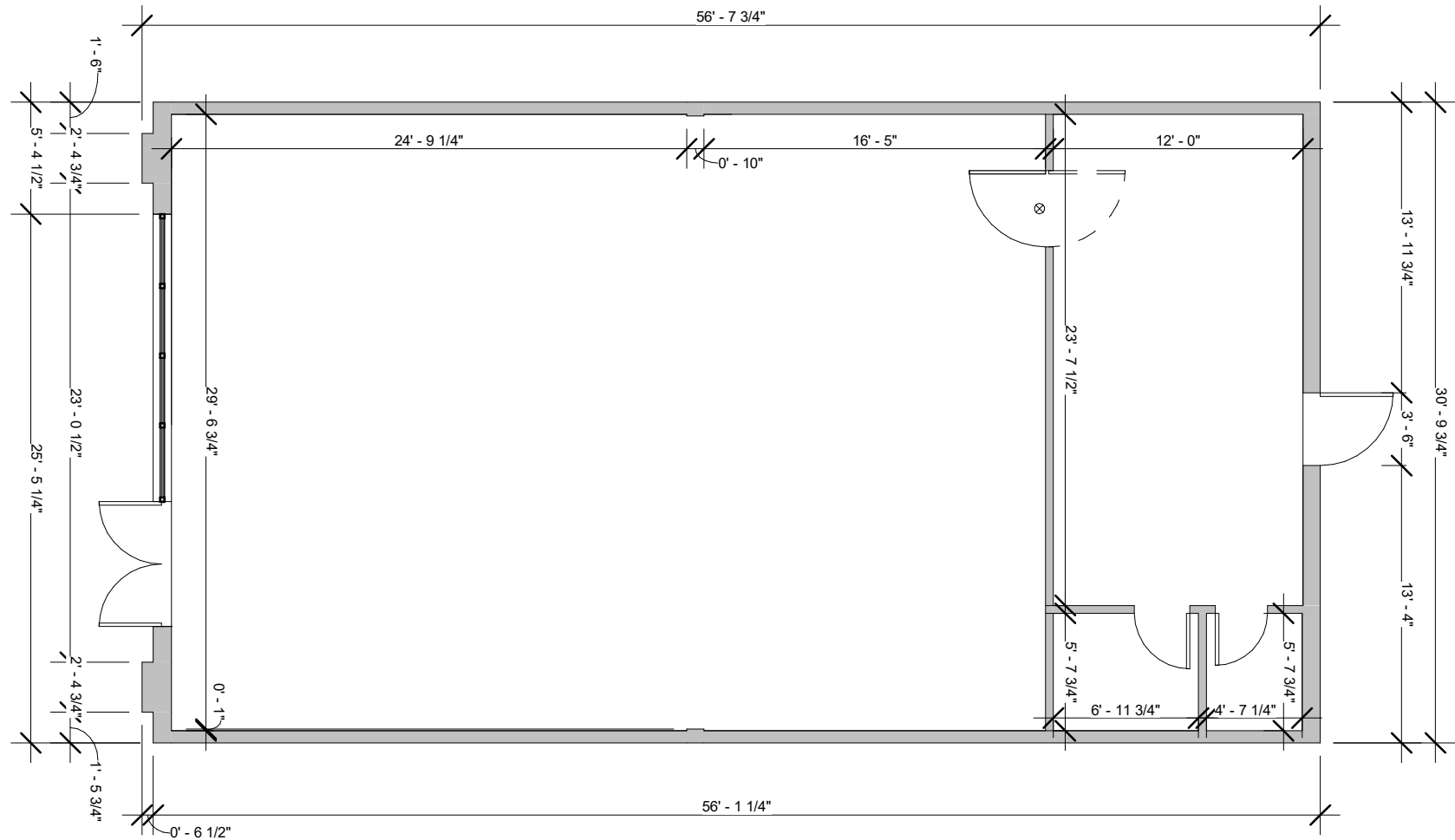
[Click here](#)
Scan to view 3D
walkthrough



Date: 27/02/2026
13:18:33

Scale: 1/8" = 1'-0"

A101



Dimension Plan - Main Floor

301 King St E, Kitchener, ON, CA

Do not scale drawings. Contractors must check and verify all dimensions. All room dimensions and floor areas must be considered approximate and are subject to independent verification. All documents remain the property of Planitar Inc. Unauthorized use, modifications, and/or reproduction of these documents is prohibited without written permission. The material contained herein reflects Planitar Inc.'s best judgement in light of the information available at the time of preparation. Any use which a third party makes of the document, or any reliance on or decisions to be made based on them are the responsibility of such third parties. Planitar Inc. accepts no responsibility for damages, if any, suffered by any third party as a result of decisions made or actions based on the documents.



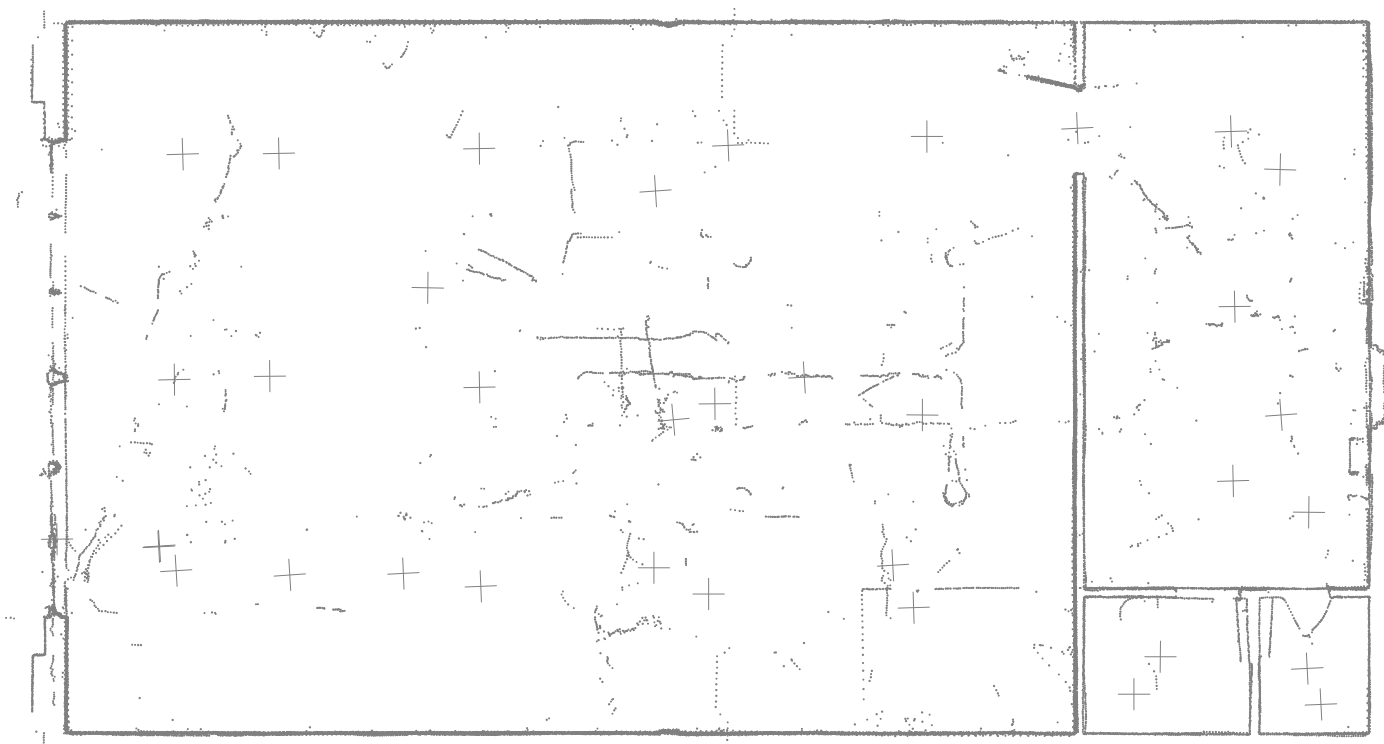
[Click here](#)
Scan to view 3D
walkthrough

iGUIDE®

Date: 27/02/2026
13:18:34

Scale: 1/8" = 1'-0"

A101.1



Point Cloud - Main Floor

301 King St E, Kitchener, ON, CA

Do not scale drawings. Contractors must check and verify all dimensions. All room dimensions and floor areas must be considered approximate and are subject to independent verification. All documents remain the property of Planitar Inc. Unauthorized use, modifications, and/or reproduction of these documents is prohibited without written permission. The material contained herein reflects Planitar Inc.'s best judgement in light of the information available at the time of preparation. Any use which a third party makes of the document, or any reliance on or decisions to be made based on them are the responsibility of such third parties. Planitar Inc. accepts no responsibility for damages, if any, suffered by any third party as a result of decisions made or actions based on the documents.



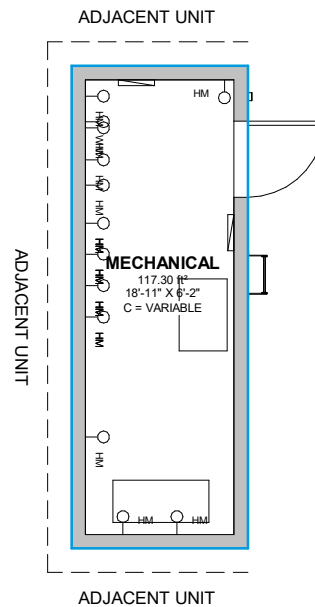
[Click here](#)
Scan to view 3D
walkthrough

iGUIDE®

Date: 27/02/2026
13:18:34

Scale: 1/8" = 1'-0"

A101.2



Area Schedule (SF)

1st Floor	148
Grand Total:	1879

Floor Plan - Mechanical Room

301 King St E, Kitchener, ON, CA

Do not scale drawings. Contractors must check and verify all dimensions. All room dimensions and floor areas must be considered approximate and are subject to independent verification. All documents remain the property of Planitar Inc. Unauthorized use, modifications, and/or reproduction of these documents is prohibited without written permission. The material contained herein reflects Planitar Inc.'s best judgement in light of the information available at the time of preparation. Any use which a third party makes of the document, or any reliance on or decisions to be made based on them are the responsibility of such third parties. Planitar Inc. accepts no responsibility for damages, if any, suffered by any third party as a result of decisions made or actions based on the documents.



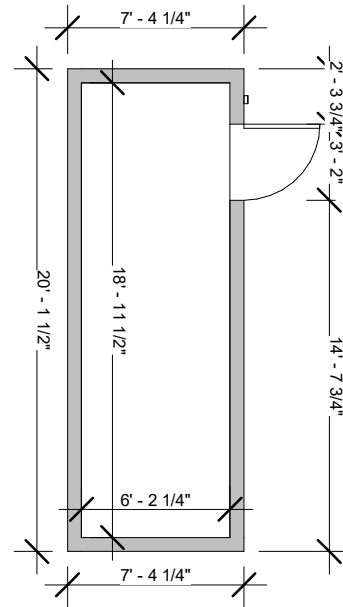
[Click here](#)
Scan to view 3D
walkthrough

iGUIDE®

Date: 27/02/2026
13:18:35

Scale: 1/8" = 1'-0"

A102



Dimension Plan - Mechanical Room

301 King St E, Kitchener, ON, CA

Do not scale drawings. Contractors must check and verify all dimensions. All room dimensions and floor areas must be considered approximate and are subject to independent verification. All documents remain the property of Planitar Inc. Unauthorized use, modifications, and/or reproduction of these documents is prohibited without written permission. The material contained herein reflects Planitar Inc.'s best judgement in light of the information available at the time of preparation. Any use which a third party makes of the document, or any reliance on or decisions to be made based on them are the responsibility of such third parties. Planitar Inc. accepts no responsibility for damages, if any, suffered by any third party as a result of decisions made or actions based on the documents.




[Click here](#)
Scan to view 3D
walkthrough

iGUIDE®

Date: 27/02/2026
13:18:35

Scale: 1/8" = 1'-0"

A102.1



Point Cloud - Mechanical Room

301 King St E, Kitchener, ON, CA

Do not scale drawings. Contractors must check and verify all dimensions. All room dimensions and floor areas must be considered approximate and are subject to independent verification. All documents remain the property of Planitar Inc. Unauthorized use, modifications, and/or reproduction of these documents is prohibited without written permission. The material contained herein reflects Planitar Inc.'s best judgement in light of the information available at the time of preparation. Any use which a third party makes of the document, or any reliance on or decisions to be made based on them are the responsibility of such third parties. Planitar Inc. accepts no responsibility for damages, if any, suffered by any third party as a result of decisions made or actions based on the documents.



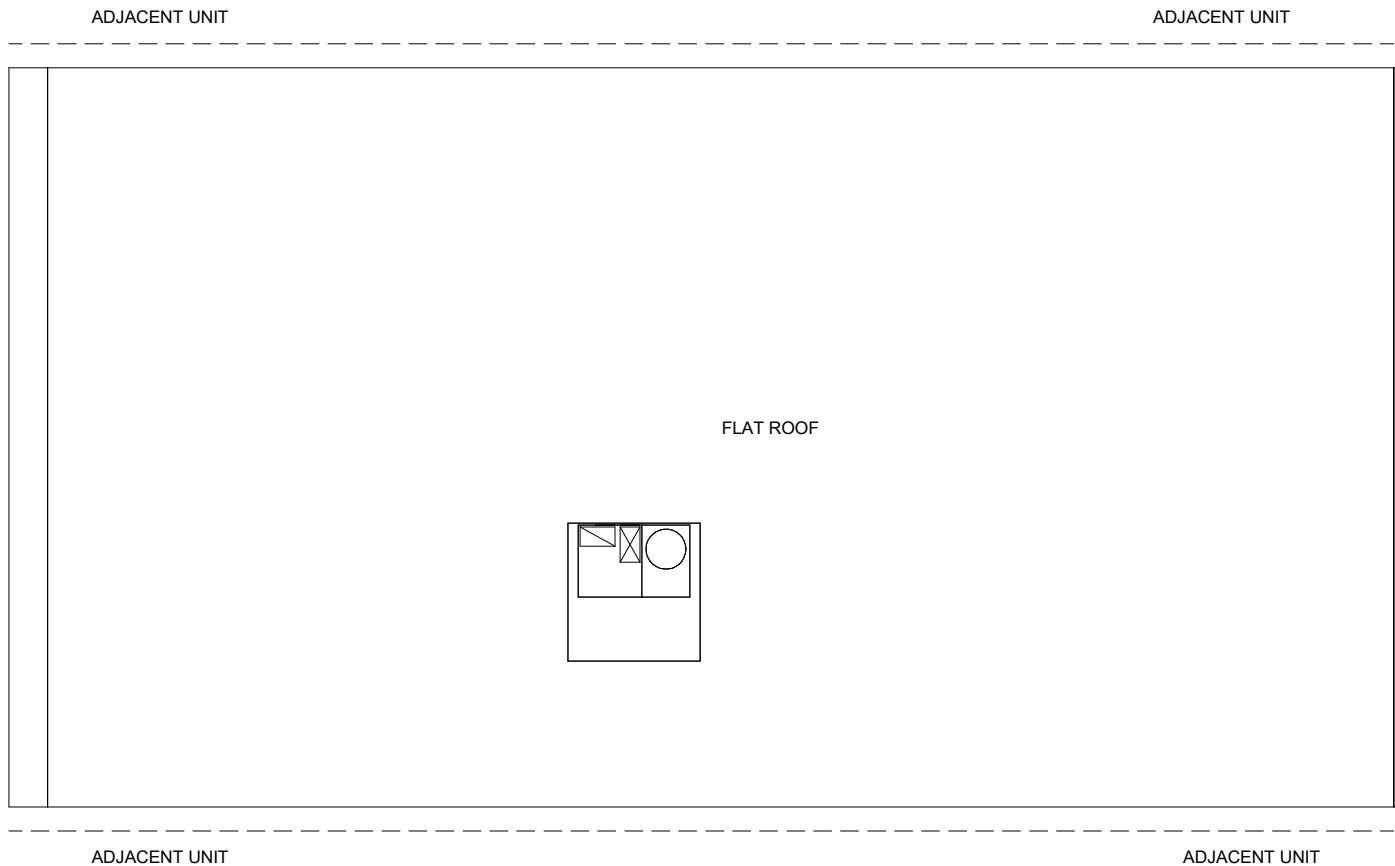
[Click here](#)
Scan to view 3D
walkthrough

iGUIDE®

Date: 27/02/2026
13:18:35

Scale: 1/8" = 1'-0"

A102.2



Roof Plan - Main Building

301 King St E, Kitchener, ON, CA

Do not scale drawings. Contractors must check and verify all dimensions. All room dimensions and floor areas must be considered approximate and are subject to independent verification. All documents remain the property of Planitar Inc. Unauthorized use, modifications, and/or reproduction of these documents is prohibited without written permission. The material contained herein reflects Planitar Inc.'s best judgement in light of the information available at the time of preparation. Any use which a third party makes of the document, or any reliance on or decisions to be made based on them are the responsibility of such third parties. Planitar Inc. accepts no responsibility for damages, if any, suffered by any third party as a result of decisions made or actions based on the documents.



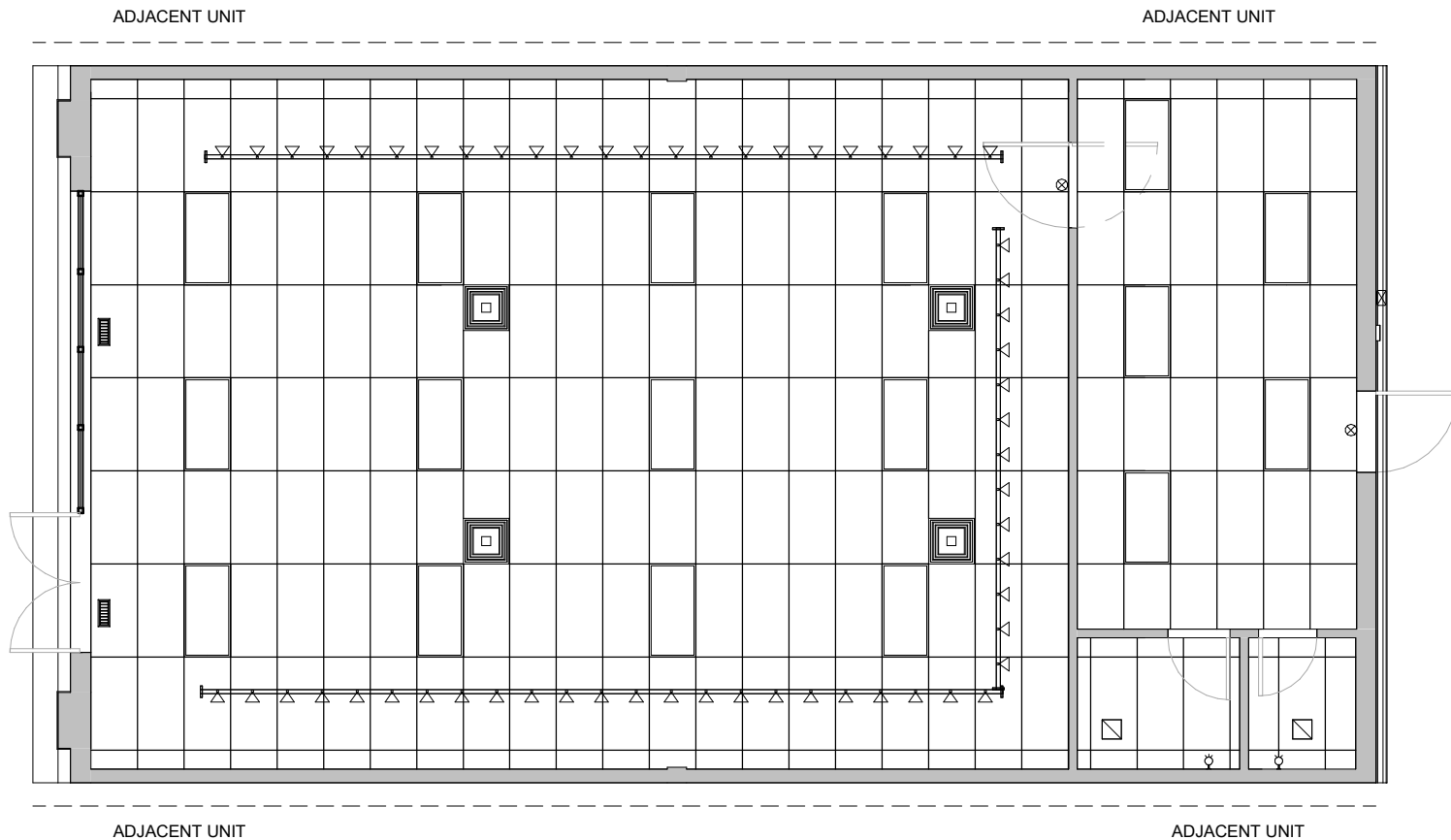
[Click here](#)
Scan to view 3D
walkthrough

iGUIDE®

Date: 27/02/2026
13:18:35

Scale: 1/8" = 1'-0"

A103



RCP - Main Floor

301 King St E, Kitchener, ON, CA

Do not scale drawings. Contractors must check and verify all dimensions. All room dimensions and floor areas must be considered approximate and are subject to independent verification. All documents remain the property of Planitar Inc. Unauthorized use, modifications, and/or reproduction of these documents is prohibited without written permission. The material contained herein reflects Planitar Inc.'s best judgement in light of the information available at the time of preparation. Any use which a third party makes of the document, or any reliance on or decisions to be made based on them are the responsibility of such third parties. Planitar Inc. accepts no responsibility for damages, if any, suffered by any third party as a result of decisions made or actions based on the documents.



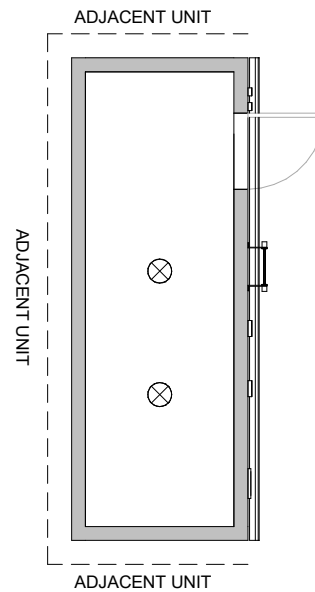
[Click here](#)
Scan to view 3D
walkthrough

iGUIDE®

Date: 27/02/2026
13:18:35

Scale: 1/8" = 1'-0"

A201



RCP - Mechanical Room

301 King St E, Kitchener, ON, CA

Do not scale drawings. Contractors must check and verify all dimensions. All room dimensions and floor areas must be considered approximate and are subject to independent verification. All documents remain the property of Planitar Inc. Unauthorized use, modifications, and/or reproduction of these documents is prohibited without written permission. The material contained herein reflects Planitar Inc.'s best judgement in light of the information available at the time of preparation. Any use which a third party makes of the document, or any reliance on or decisions to be made based on them are the responsibility of such third parties. Planitar Inc. accepts no responsibility for damages, if any, suffered by any third party as a result of decisions made or actions based on the documents.



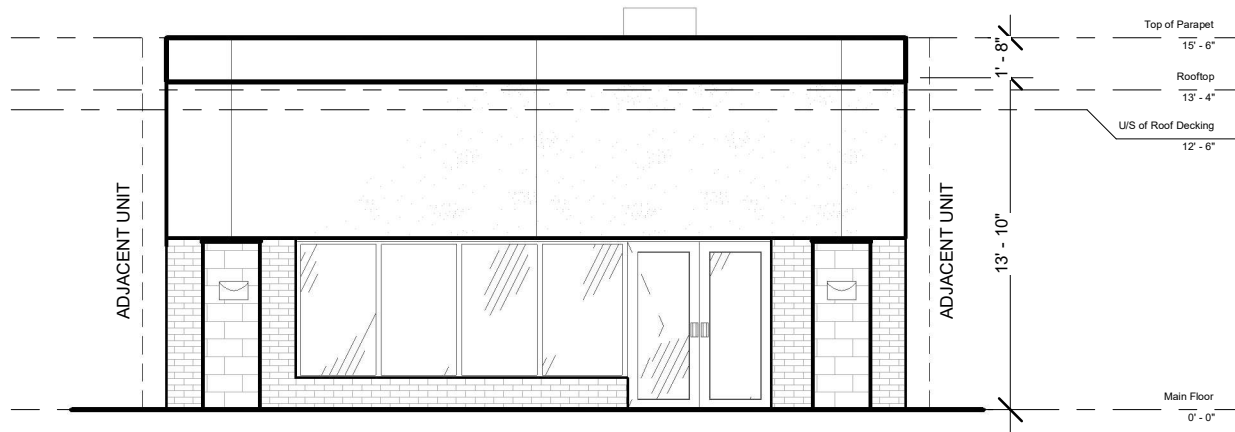
[Click here](#)
Scan to view 3D
walkthrough

iGUIDE®

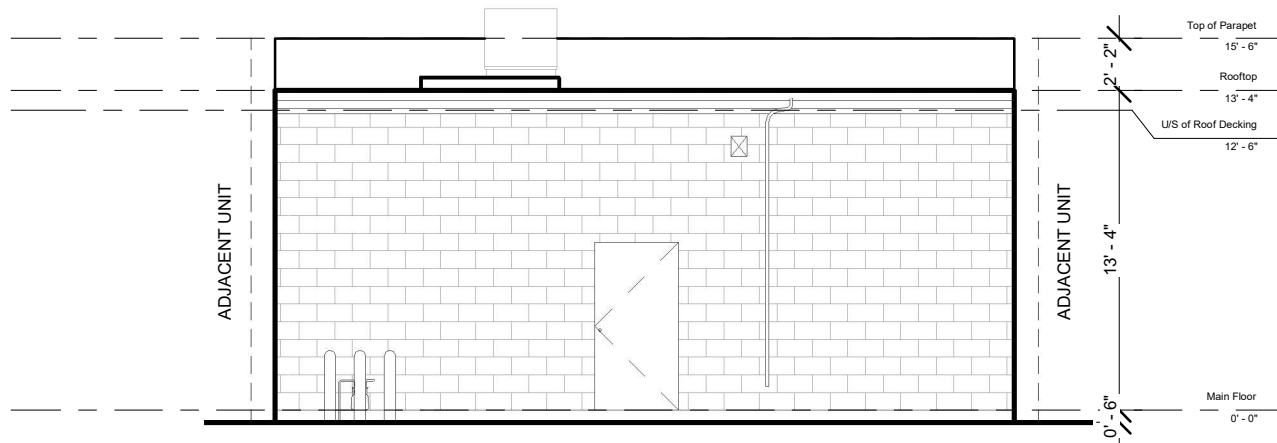
Date: 27/02/2026
13:18:35

Scale: 1/8" = 1'-0"

A202



1/8" = 1'-0"



1/8" = 1'-0"

Front & Rear Elevations

301 King St E, Kitchener, ON, CA

Do not scale drawings. Contractors must check and verify all dimensions. All room dimensions and floor areas must be considered approximate and are subject to independent verification. All documents remain the property of Planitar Inc. Unauthorized use, modifications, and/or reproduction of these documents is prohibited without written permission. The material contained herein reflects Planitar Inc.'s best judgement in light of the information available at the time of preparation. Any use which a third party makes of the document, or any reliance on or decisions to be made based on them are the responsibility of such third parties. Planitar Inc. accepts no responsibility for damages, if any, suffered by any third party as a result of decisions made or actions based on the documents.



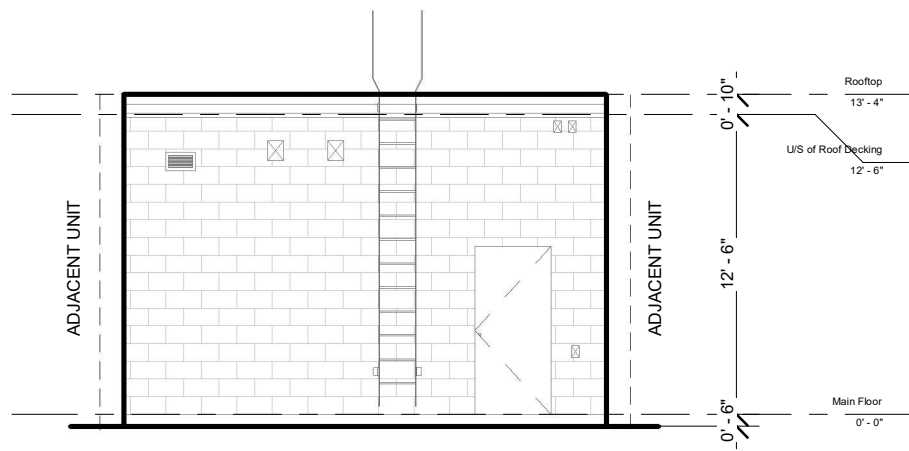
[Click here](#)
Scan to view 3D
walkthrough

iGUIDE®

Date: 27/02/2026
13:18:36

Scale: 1/8" = 1'-0"

A301



Mechanical Room - Rare Elevation

301 King St E, Kitchener, ON, CA

Do not scale drawings. Contractors must check and verify all dimensions. All room dimensions and floor areas must be considered approximate and are subject to independent verification. All documents remain the property of Planitar Inc. Unauthorized use, modifications, and/or reproduction of these documents is prohibited without written permission. The material contained herein reflects Planitar Inc.'s best judgement in light of the information available at the time of preparation. Any use which a third party makes of the document, or any reliance on or decisions to be made based on them are the responsibility of such third parties. Planitar Inc. accepts no responsibility for damages, if any, suffered by any third party as a result of decisions made or actions based on the documents.



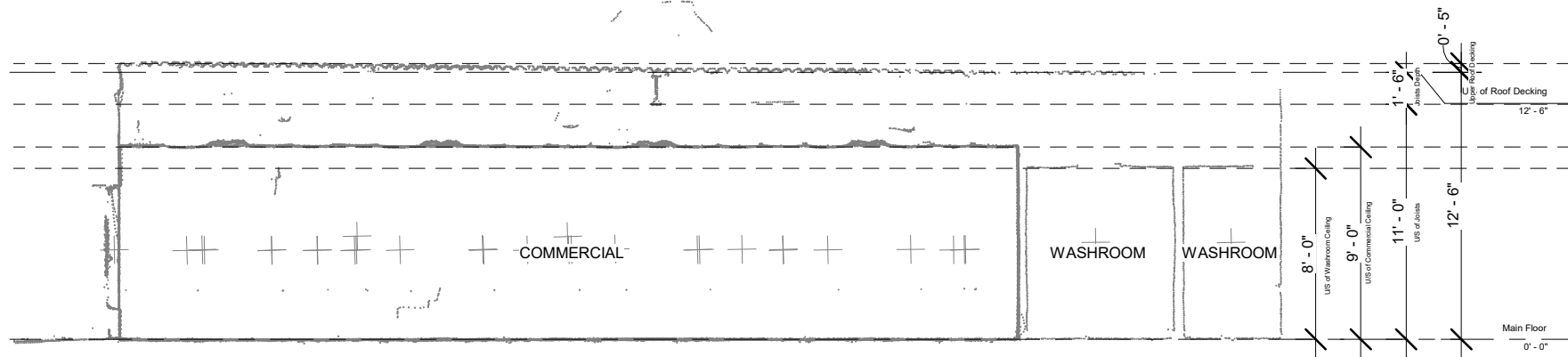
[Click here](#)
Scan to view 3D
walkthrough

iGUIDE®

Date: 27/02/2026
13:18:36

Scale: 1/8" = 1'-0"

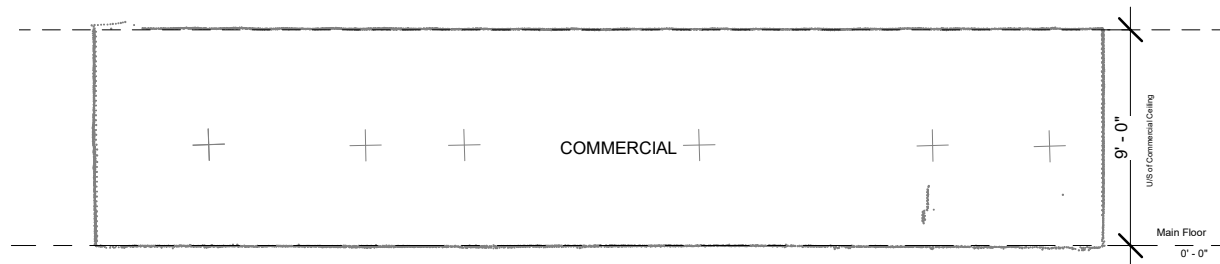
A302



1

VPC - Front to Rear

1/8" = 1'-0"



2

VPC - Rear to Front

1/8" = 1'-0"

Vertical Point Cloud Plan - Front and Rear

301 King St E, Kitchener, ON, CA

Do not scale drawings. Contractors must check and verify all dimensions. All room dimensions and floor areas must be considered approximate and are subject to independent verification. All documents remain the property of Planitar Inc. Unauthorized use, modifications, and/or reproduction of these documents is prohibited without written permission. The material contained herein reflects Planitar Inc.'s best judgement in light of the information available at the time of preparation. Any use which a third party makes of the document, or any reliance on or decisions to be made based on them are the responsibility of such third parties. Planitar Inc. accepts no responsibility for damages, if any, suffered by any third party as a result of decisions made or actions based on the documents.



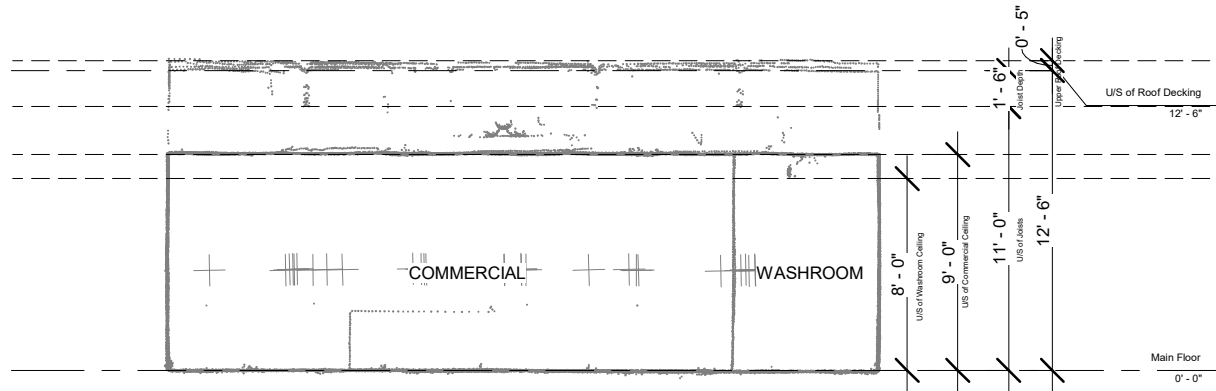
[Click here](#)
Scan to view 3D
walkthrough

iGUIDE®

Date: 27/02/2026
13:18:37

Scale: 1/8" = 1'-0"

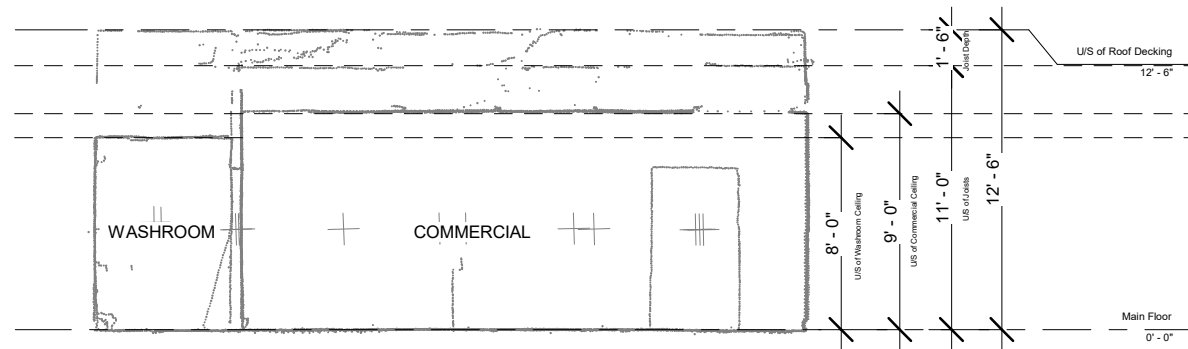
A401



1

VPC - Left to Right

1/8" = 1'-0"



2

VPC - Right to Left

1/8" = 1'-0"

Vertical Point Cloud Plan - Left & Right

301 King St E, Kitchener, ON, CA

Do not scale drawings. Contractors must check and verify all dimensions. All room dimensions and floor areas must be considered approximate and are subject to independent verification. All documents remain the property of Planitar Inc. Unauthorized use, modifications, and/or reproduction of these documents is prohibited without written permission. The material contained herein reflects Planitar Inc.'s best judgement in light of the information available at the time of preparation. Any use which a third party makes of the document, or any reliance on or decisions to be made based on them are the responsibility of such third parties. Planitar Inc. accepts no responsibility for damages, if any, suffered by any third party as a result of decisions made or actions based on the documents.



[Click here](#)
Scan to view 3D
walkthrough


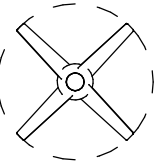



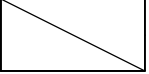











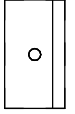










iGUIDE®

Date: 27/02/2026
13:18:38

Scale: 1/8" = 1'-0"

A402

Reflected Ceiling Plan Legend

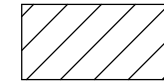
	Recessed Light		Ceiling Fan
	Ceiling Mounted Light		
	Wall light		
	Pendant/Suspended Light		
	Suspended Fluorescent Light		Smoke & Carbon Monoxide Detector
	Recessed Fluorescent Suspended Light		Speaker
	Ceiling Mounted Fluorescent Light		Fire Alarm Annunciator
	Track Light		Air Grill
	Linear Strip Light		Attic Access Hatch
	Square Air Diffuser		
	Round Air Diffuser		Exhaust Hood
	Air Vent		Generic Ceiling Panel
	Exhaust Fan		
	Emergency Light – Wall Mounted		Security Camera
	Emergency Light – Ceiling Mounted with Arrow		Sprinkler Head
	Emergency Light – Ceiling Mounted		Generic Mechanical Object
	Emergency Battery Unit		

Hatch Patterns


Siding (Horizontal/Vertical)



Metal




Brick



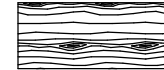
EIFS/Stucco



Stone



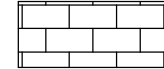
Wood



Wood Slats (Vertical/Horizontal)



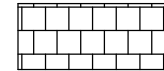
CMU



Shakers



Shingles



Legend

Do not scale drawings. Contractors must check and verify all dimensions. All room dimensions and floor areas must be considered approximate and are subject to independent verification. All documents remain the property of Planitar Inc. Unauthorized use, modifications, and/or reproduction of these documents is prohibited without written permission. The material contained herein reflects Planitar Inc.'s best judgement in light of the information available at the time of preparation. Any use which a third party makes of the document, or any reliance on or decisions to be made based on them are the responsibility of such third parties. Planitar Inc. accepts no responsibility for damages, if any, suffered by any third party as a result of decisions made or actions based on the documents.



[Click here](#)
Scan to view 3D
walkthrough


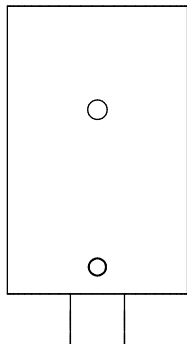

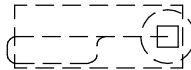









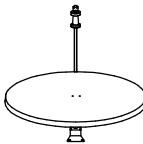
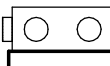





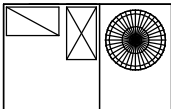








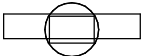

iGUIDE

Date: 27/02/2026
13:18:39

Scale: 3/16" = 1'-0"

Legend 1

Mechanical Equipment/ Utilities Legend

	Furnace (FN)		Industrial Boiler		Exterior Surface Level Lighting		Order Canopy		
	Electrical Panel (EP)				Wall Protrusions				
	Air Condition (AC)				Roof Anchor/Tie Down				
	Hydro Meter (HM)				Water Fountain				
	Gas Meter (GM)								
	Water Meter (WM)								
	Hot Water Heater (HWH)	FD	Floor Drain		Satellite Dish				
	Heat Recovery Ventilator (HRV)		Grease Interceptor						
	Water Softener (WS)	○ wss	Water Supply System						
	Chimney		Rooftop Access		Central Vacuum				
	Rooftop Unit (RTU)		Bollards		Sump Pump				
			Signage		Downspout				
	HVAC Unit		Exhaust Vent		Pre Order/Menu Board				
	Roof Vent Stack				Main Order/Menu Board				
	Roof Drain								

Legend

Do not scale drawings. Contractors must check and verify all dimensions. All room dimensions and floor areas must be considered approximate and are subject to independent verification. All documents remain the property of Planitar Inc. Unauthorized use, modifications, and/or reproduction of these documents is prohibited without written permission. The material contained herein reflects Planitar Inc.'s best judgement in light of the information available at the time of preparation. Any use which a third party makes of the document, or any reliance on or decisions to be made based on them are the responsibility of such third parties. Planitar Inc. accepts no responsibility for damages, if any, suffered by any third party as a result of decisions made or actions based on the documents.



[Click here](#)
Scan to view 3D
walkthrough

iGUIDE®

Date: 27/02/2026
13:18:39

Scale: 3/16" = 1'-0"

Legend 2